



FINAL MEET INFO FOR CLUB MANAGERS

Welcome to Swimming Queensland's first Championship event for the 20/21 season!

In nominating for the 2020 McDonald's Queensland SC Championships you have agreed to the COVID-19 Terms and Conditions, which can be reviewed on page 7.

Please do not attend if you are unwell or experiencing any symptoms on the day.

Below are the key pieces of information that **club managers need to know** in attending this event.

EVENT PARKING AND/OR DROP-OFF

As there are other events happening in various locations of the Sleeman Sports Complex during this Championship, please park in **car park 3** (see venue map on page 5).

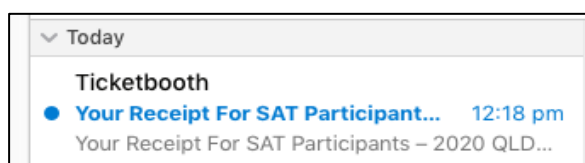
TICKETS

All club managers **must produce their ticket** to gain entry on each day of the event (i.e. Friday, ticket, Saturday ticket, Sunday ticket) and for program collection (Program ticket).

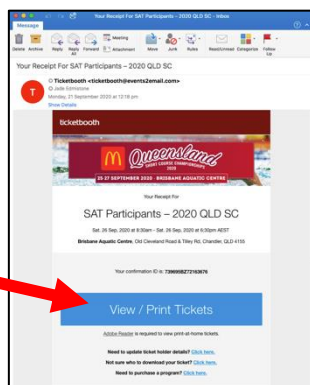
We have implemented a system for the flexible use of club manager tickets, enabling members to split the role using a single ticket. Please see page 6 for full details on this process.

These tickets were to be purchased through Ticketbooth using the unique code provided to your Club on 19th September for each day attending (i.e. Friday ticket, Saturday ticket, Sunday ticket). If you do not have this yet, please contact your Club to get the required links and codes.

Having trouble finding your ticket? Please note, this is an **email from Ticketbooth** and not from Swimming Queensland. A ticket for Saturday would look like this in your inbox:



Open the email and follow the prompt to view and/or print the ticket



This is the ticket to bring on the day for scanning in and out.



FINAL MEET INFO FOR COACHES

You are not required to print your ticket as these are able to be scanned from a device. For contact tracing compliance, **all club managers will be required to scan out when leaving**, so please retain any printed copies for this purpose.

Not sure how to download your ticket? [Click here.](#)

GRANDSTAND ACCESS

Access to the venue for all coaches is **via the Eastern grandstand**. This is the outdoor pool side of the Brisbane Aquatic Centre (see maps on page 5).

Gates open at 7:00am each day of the meet, however club managers should arrive at an appropriate time based on the Timeline, [available here](#).

Entry will only be given to ticket holders and with contactless scanning in place, we expect this to be a smooth and quick process. However, where large numbers arrive at the same time, please be patient and ensure physical distancing is practiced as you move through by keeping a distance of 1.5m between yourself and others.


Once scanned, club managers will be provided a wristband and will need to self-apply before heading to their designated club group section of the Eastern grandstand (or outdoor pool marquee if applicable). Wristbands will be different for each day of the event.

SEATING

Each club group has been allocated to a specific section of the Eastern grandstand (and outdoor pool marquee if applicable) to be used for the duration of the meet. **It is important for clubs to only use their designated section.** Please find your Club's section stated on your ticket.

The accessible seats located on the entry level are in use for the club groups that are allocated to the applicable Lower Section (Lower Section 9, 11 and 13). We ask that these seats are used appropriately with consideration given to those who may be in need over convenience.

While the eastern grandstand is an extension of the field of play, allowing for higher density of attendees within their club groups, where possible, each person should be spaced to have an empty seat either side of, immediately in front of and immediately behind them (i.e. checkerboard style).



Where this is not achievable during the busier times of the day, swimmers are able to use the concourse areas and Active Warm-up Room in order to space out. Where there are longer breaks between races, all attendees are free to utilise the many grassed areas of the venue and front concourse (see page 5).

There is **no seating or unnecessary congregating** on the competition pool deck.



FINAL MEET INFO FOR CLUB MANAGERS

POOL DECK ACCESS AND FLOW

Please ensure you are familiar with the pool deck flow map and follow directions for all movement around the competition pool (see below). **There are some changes** from the 2020 Speedo SC Prep Meet, so please read carefully.

All access to pool deck should be for the purpose of 'doing', i.e. warm-up, warm-down, watching a race. While pool deck is an extension of the 'field of play' physical distancing must be **adhered to the extent possible** when out of the water. Where it is possible to be distanced, you must do so.

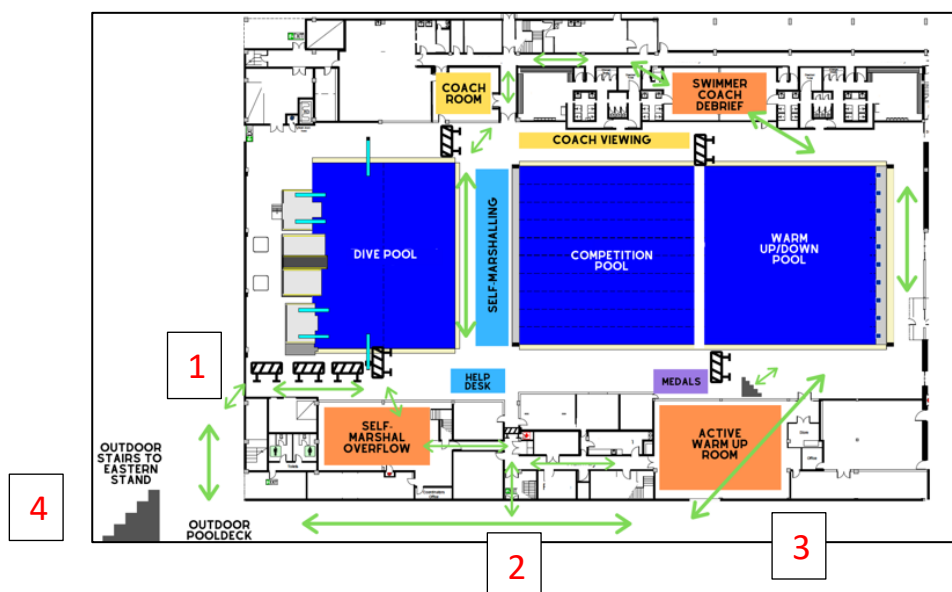
For your swimmers to access pool deck for self-marshalling and racing, there are 3 access points:

1. The door at the dive pool end as you walk around from outdoor pool deck.
2. The sliding doors from outdoor pool deck, through the corridor and into the Self-Marshall overflow.
3. From the Active Warm-up Room, through the corridor and into the Self-Marshall overflow.

To access pool deck for warming up, warming down or active warm up, use the internal stairs at the scoreboard end or the outdoor stairs (see '4' below) from the eastern grandstand to the outdoor pool deck, then enter indoor via the Active Warm-up Room (see '3' below), which is available to swimmers and coaches for active warm ups. Outdoor pool deck can also be accessed via the door on the eastern side at the dive pool end (see '1' below).

Please refer to the map for details noting **swimmers are not allowed to enter the Coach Room or Coach Viewing**.

Where necessary for the assistance of swimmers or to access amenities, club managers are able to access pool deck via the outdoor stairs.





FINAL MEET INFO FOR CLUB MANAGERS

SELF-MARSHALLING

Self-marshalling will be in place for this event. Please be across this process and help your swimmers in understanding what is expected.


Swimmers will enter the pool deck self-marshalling overflow as explained on page 3.

Swimmers will only be permitted on pool deck to self-marshalling a certain number of races prior to theirs, as follows:

50m, 100m, 200m events	Three (3) heats prior to the heat in the water
400m events	Two (2) heats prior to the heat in the water
800m and 1500m events	One (1) heat prior to the heat in the water

To self-marshalling, swimmers follow the below steps:

1. Enter pool deck according to the heats prior table above
2. Proceed to the lane they're allocated
3. Move progressively forward, with the other swimmers in their heat



During the event, swimmers can approach the Help Desk (located on pool deck at the start end) for assistance as required or ask their club manager or coach.

To assist in this process, we recommend swimmers arrive on the day prepared with the following information they will need for self-marshalling:

- Event number/s
- Heat number/s
- Lane number/s

It is also a good idea for swimmers to write all event/heat/lane numbers on their arm, in that order, for example:





FINAL MEET INFO FOR CLUB MANAGERS

FOOD AND DRINK

As usual, you are welcome to bring your own food/drink with you to the event.

Alternatively, the Aquatic Café (located at the aquatic centre's reception area) and Fine Fast Foods (at the front concourse) will be operational all days of the event.

Note, all sales at these two sites are CASHLESS.

Aquatic Café 8:00AM – 2:00PM*

Fine Fast Foods 7:00AM – 3:00PM*

Please be aware, there is no seating available at the café, with all orders filled as takeaway and all food and drink **must be consumed in your seat within the grandstand**. Alternatively, you are welcome to utilise the various grassed areas of the venue (see venue maps below).

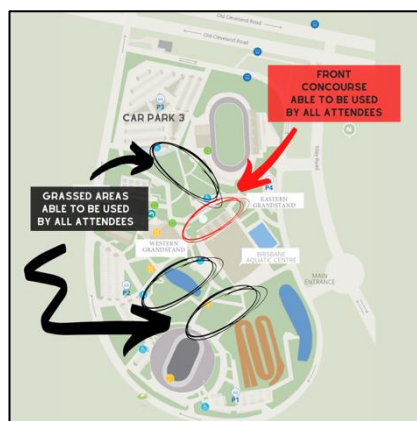
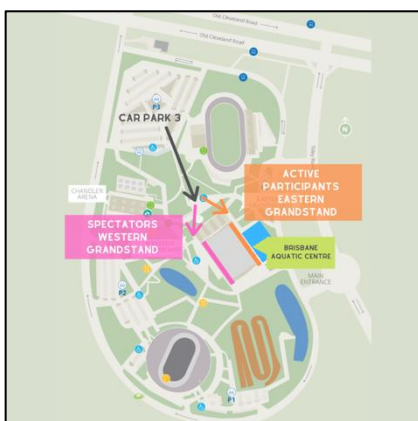
*where there is limited need for the catering facilities to remain open, they may close earlier, however an announcement will be made in this instance.

EVENT MERCHANDISE & CHAMPIONSHIP PHOTOGRAPHY

Medal Shots will be on site during the event for collection of pre-ordered event merchandise and Championship photography. Note, there will be no guaranteed stock available at the event, with orders this year being processed online in the lead up.

For collection of orders, make your way to the Medal Shots tent (see map below). While the tent is outside on an open grassed area, please adhere to physical distancing when queueing.

For those who missed the pre-event order deadline, there will be a post-event online order form opening from Monday, 28 September [via their website](#). For any questions related to event merchandise, please [contact Medal Shots directly](#).





FINAL MEET INFO FOR CLUB MANAGERS

FLEXIBLE USE OF TICKETS

A club manager ticket can be used by more than one attendee where the ticket holder scans out of the Eastern grandstand and gives their Ticketbooth ticket to the next attendee. There will be no limit on the number of times a transfer can occur throughout each day of the event. However, spectators are unable to be club managers and vice versa on any given day of the event.

To enable the success of this flexible use of tickets, we will rely on our clubs and attendees working with us and each other in complying with the measures in place at the event and the SQ and Sleeman Sports Complex COVID-Safe Plan.

This means:

- Original club manager ticket holder (Person A) must scan out and organise to provide their Ticketbooth ticket to the next attendee (Person B).
- Person B makes themselves known to the staff at the Eastern entry point with this ticket.
- This ticket will then be scanned in and Person B will be provided a wristband.
- Person B will need to provide their details for compliance with contact tracing.
- Person B will need to scan out with their ticket when leaving the venue.
- This process can be repeated throughout the day, allowing the role to be split, remaining compliant with ticketing, capacity, group management and contact tracing requirements.

Terms & Conditions

- Original ticket holder (Person A) must scan out when departing, otherwise the scanning system logic will produce an error, preventing entry of Person B, regardless.
- Due to the separation required between spectators and active participants, spectators are unable to fill the club manager role on a day they have been spectating on the Western grandstand.
- Wristbands are different across each day of the event.
- Once in the Eastern grandstand with a wristband applied, attendees are free to move in and around the usable areas of the venue, however, **must show their wristband to regain entry through the Eastern gate.**
- Ushers and event staff are able to ask to view tickets and wristbands at any time to ensure compliance with ticketing, contact tracing, capacity and group management.
- Anyone who refuses to comply with the above measures implemented in accordance with the Qld Government and Health Directives, will be asked to leave by event staff, ushers or venue security.

SWIMMING QUEENSLAND

COVID-19 Terms and Conditions of Entry and Attendance at Events

All attendees will be required to read these Terms and Conditions and the Meet Information before nominating for, or attending the event. Nominating for, or attending the event confirms your acceptance of these Terms and Conditions.

Purpose

The purpose of this document is to provide COVID-19 terms and conditions for attendees at events and club activities in Queensland

Terms and Conditions

Swimming Queensland (SQ) will take reasonable, proportionate steps in accordance with published advice, to respond to the current (known) risks associated with the virus and requires all event attendees to do likewise.

-
1. I acknowledge that by nominating for, or attending an event I agree to abide by and adhere to these COVID-19 Terms and Conditions.
 2. I acknowledge that I must follow all COVID Safe directions related to attendance at an event.
 3. As an attendee, I understand that I am responsible for adhering to physical distancing, health, and hygiene guidelines. Including, but not limited to:
 - Keep 1.5 metre distance between yourself and others
 - Adhere to all designated venue flow, entry and exit points as per event maps
 - Stay home, do not attend the event, and seek testing if you have symptoms
 - Wash your hands often and cover coughs and sneezes
 - Do not share food, drink, or sporting equipment with others
 4. I confirm, that neither I, nor any member of my household, is experiencing any COVID-19 symptoms, been in contact with any confirmed or suspected COVID-19 cases, been present in any COVID-19 hot spots in the previous 14 days or travelled internationally.
 5. I confirm that if I return a positive COVID-19 test within 14 days of the event, I will immediately notify my Club and SQ.
 6. I acknowledge that I have read, understood, and agree to comply with the published Meet Information.
 7. I warrant that I will provide all required information and that it will be true and correct.
 8. I authorise my information to be used and disclosed to relevant bodies where necessary to implement the government directions with regards to COVID-19 and the resumption of sporting activity; in particular for contact tracing purposes as required from time to time.