



FINAL MEET INFO FOR SWIMMERS

Welcome to Swimming Queensland's first Championship event for the 20/21 season!

In nominating for the 2020 McDonald's Queensland SC Championships you have agreed to the COVID-19 Terms and Conditions, which can be reviewed on page 7.

Please do not attend if you are unwell or experiencing any symptoms on the day.

Below are the key pieces of information that **swimmers need to know** in attending this event.

EVENT PARKING AND/OR DROP-OFF

As there are other events happening in various locations of the Sleeman Sports Complex during this Championship, please park in **car park 3** (see venue map on page 5).

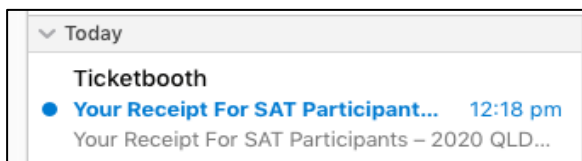
For those being dropped off, please park in car park 3 and make your way to the Eastern entrance where swimmers will be scanned in. It is recommended swimmers have the contact details of the relevant club manager/coach for the day and of their parent/guardian. This way, event staff can assist in connecting people easily where no ticket is available for them to enter the Eastern grandstand.

TICKETS

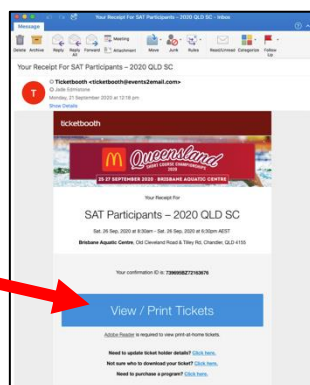
All swimmers **must produce their ticket** to gain entry on each day of the event (i.e. Friday ticket, Saturday ticket, Sunday ticket).

These tickets are automatically issued by Ticketbooth for each day they are competing (i.e. Friday ticket, Saturday ticket, Sunday ticket). Tickets for swimmers who are dependants in Swim Central, are issued to their parent/guardian email address.

Having trouble finding your swimmers' ticket? Please note, this is an **email from Ticketbooth** and not from Swimming Queensland. A ticket for a swimmer competing on Saturday would look like this in your inbox:



Open the email and follow the prompt to view and/or print the ticket



This is the ticket to bring on the day for scanning in and out.



FINAL MEET INFO FOR SWIMMERS

You are not required to print your ticket as these are able to be scanned from a device. For contact tracing compliance, **all swimmers will be required to scan out when leaving**, so please retain any printed copies for this purpose.

For convenience, we do recommend swimmers without a device have their ticket(s) printed to make the scanning in and out process quicker and easier. This is also recommended for swimmers who are being dropped off and collected at the entry by their parent/guardian.

Not sure how to download your ticket? [Click here.](#)

GRANDSTAND ACCESS

Access to the venue for all swimmers is **via the Eastern grandstand**. This is the outdoor pool side of the Brisbane Aquatic Centre (see maps on page 5).

Gates open at 7:00am each day of the meet, however swimmers should arrive at a time appropriate to their first event. Please refer to the Timeline, [available here](#).

Entry will only be given to ticket holders and with contactless scanning in place, we expect this to be a smooth and quick process. However, where large numbers arrive at the same time, please be patient and ensure physical distancing is practiced as you move through by keeping a distance of 1.5m between yourself and others.

Once scanned, swimmers are able to proceed to their designated club group section of the Eastern grandstand (or outdoor pool marquee if applicable) where their gear can be for the duration of their stay. **Swimmers are to be mindful in keeping their gear in their bag when not in use and not spread across multiple seats in the grandstand.**

Please note, swimmers will not be granted access to the Western grandstand regardless of whether a spectator ticket is held. Also, spectators will not be granted access to pool deck or the Eastern grandstand. This means you cannot hold a club manager/coach ticket as well as a spectator ticket on the same day.

SEATING


Each club group has been allocated to a specific section of the Eastern grandstand (and outdoor pool marquee if applicable) to be used for the duration of the meet. **It is important for clubs to only use their designated section.** Please find your Club's section stated on your ticket.

The accessible seats located on the entry level are in use for the club groups that are allocated to the applicable Lower Section (Lower Section 9, 11 and 13). We ask that these seats are used appropriately with consideration given to those who may be in need over convenience.



FINAL MEET INFO FOR SWIMMERS

While the eastern grandstand is an extension of the field of play, allowing for higher density of attendees within their club groups, where possible, each person should be spaced to have an empty seat either side of, immediately in front of and immediately behind them (i.e. checkerboard style).



Where this is not achievable during the busier times of the day, swimmers are able to use the concourse areas and Active Warm-up Room (see below) in order to space out. Where there are longer breaks between races, all attendees are free to utilise the many grassed areas of the venue and front concourse (see page 5).

There is **no seating** on the competition pool deck.

POOL DECK ACCESS AND FLOW

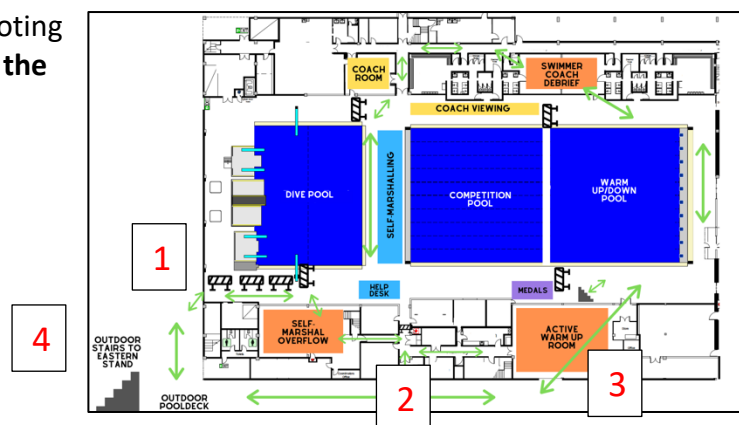
Please ensure you are familiar with the pool deck flow map and follow directions for all movement around the competition pool (see below). **There are some changes** from the 2020 Speedo SC Prep Meet, so please read carefully.

To access pool deck for self-marshalling and racing, there are 3 access points.

1. The door at the dive pool end as you walk around from outdoor pool deck
2. The sliding doors from outdoor pool deck, through the corridor and into the Self-Marshall overflow
3. From the Active Warm-up Room, through the corridor and into the Self-Marshall overflow.

To access pool deck for warming up, warming down or active warm up, use the internal stairs at the scoreboard end or the outdoor stairs (see '4' below) from the eastern grandstand to the outdoor pool deck, then enter indoor via the Active Warm-up Room (see '3' below), which is available to swimmers and coaches for active warm ups. Outdoor pool deck can also be accessed via the door on the eastern side at the dive pool end (see '1' below).

Please refer to the map for details noting **swimmers are not allowed to enter the Coach Room or Coach Viewing.**





FINAL MEET INFO FOR SWIMMERS

SELF-MARSHALLING

Self-marshalling will be in place for this event.


Swimmers will enter the pool deck self-marshalling overflow as explained on page 3.

Swimmers will only be permitted on pool deck to self-marshall a certain number of races prior to theirs, as follows:

50m, 100m, 200m events	Three (3) heats prior to the heat in the water
400m events	Two (2) heats prior to the heat in the water
800m and 1500m events	One (1) heat prior to the heat in the water

To self-marshall, swimmers follow the below steps:

1. Enter pool deck according to the heats prior table above
2. Proceed to the lane they're allocated
3. Move progressively forward, with the other swimmers in their heat

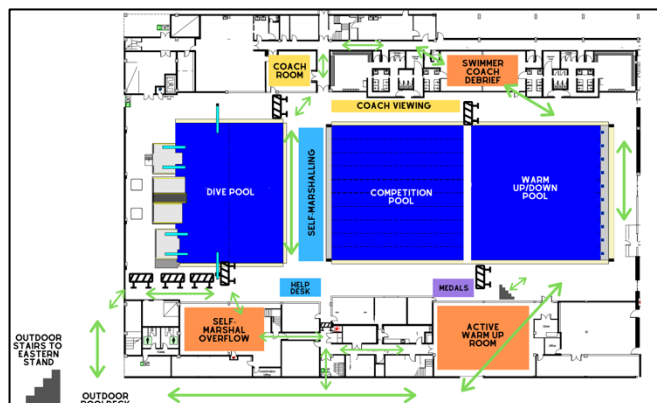


During the event, swimmers can approach the Help Desk (located on pool deck at the start end) for assistance as required or ask their club manager or coach.

To assist in this process, we recommend swimmers arrive on the day prepared with the following information they will need for self-marshalling:

- Event number/s
- Heat number/s
- Lane number/s

It is also a good idea for swimmers to write all event/heat/lane numbers on their arm, in that order, for example:





FINAL MEET INFO FOR SWIMMERS

FOOD AND DRINK

As usual, you are welcome to bring your own food/drink with you to the event.

Alternatively, the Aquatic Café (located at the aquatic centre's reception area) and Fine Fast Foods (at the front concourse) will be operational all days of the event.

Note, all sales at these two sites are CASHLESS.

Aquatic Café 8:00AM – 2:00PM*

Fine Fast Foods 7:00AM – 3:00PM*

Please be aware, there is no seating available at the café, with all orders filled as takeaway and all food and drink **must be consumed in your seat within the grandstand**. Alternatively, you are welcome to utilise the various grassed areas of the venue (see venue maps below).

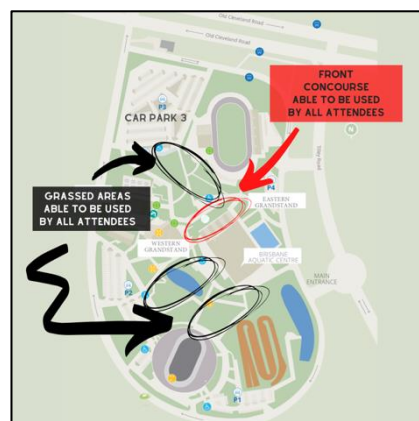
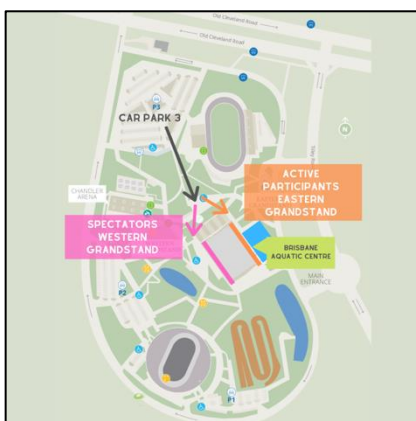
*where there is limited need for the catering facilities to remain open, they may close earlier, however an announcement will be made in this instance.

EVENT MERCHANDISE & CHAMPIONSHIP PHOTOGRAPHY

Medal Shots will be on site during the event for collection of pre-ordered event merchandise and Championship photography. Note, there will be no guaranteed stock available at the event, with orders this year being processed online in the lead up.

For collection of orders, make your way to the Medal Shots tent (see map below). While the tent is outside on an open grassed area, please adhere to physical distancing when queueing.

For those who missed the pre-event order deadline, there will be a post-event online order form opening from Monday, 28 September [via their website](#). For any questions related to event merchandise, please [contact Medal Shots directly](#).



SWIMMING QUEENSLAND

COVID-19 Terms and Conditions of Entry and Attendance at Events

All attendees will be required to read these Terms and Conditions and the Meet Information before nominating for, or attending the event. Nominating for, or attending the event confirms your acceptance of these Terms and Conditions.

Purpose

The purpose of this document is to provide COVID-19 terms and conditions for attendees at events and club activities in Queensland

Terms and Conditions

Swimming Queensland (SQ) will take reasonable, proportionate steps in accordance with published advice, to respond to the current (known) risks associated with the virus and requires all event attendees to do likewise.

-
1. I acknowledge that by nominating for, or attending an event I agree to abide by and adhere to these COVID-19 Terms and Conditions.
 2. I acknowledge that I must follow all COVID Safe directions related to attendance at an event.
 3. As an attendee, I understand that I am responsible for adhering to physical distancing, health, and hygiene guidelines. Including, but not limited to:
 - Keep 1.5 metre distance between yourself and others
 - Adhere to all designated venue flow, entry and exit points as per event maps
 - Stay home, do not attend the event, and seek testing if you have symptoms
 - Wash your hands often and cover coughs and sneezes
 - Do not share food, drink, or sporting equipment with others
 4. I confirm, that neither I, nor any member of my household, is experiencing any COVID-19 symptoms, been in contact with any confirmed or suspected COVID-19 cases, been present in any COVID-19 hot spots in the previous 14 days or travelled internationally.
 5. I confirm that if I return a positive COVID-19 test within 14 days of the event, I will immediately notify my Club and SQ.
 6. I acknowledge that I have read, understood, and agree to comply with the published Meet Information.
 7. I warrant that I will provide all required information and that it will be true and correct.
 8. I authorise my information to be used and disclosed to relevant bodies where necessary to implement the government directions with regards to COVID-19 and the resumption of sporting activity; in particular for contact tracing purposes as required from time to time.